

## HELI SMART FLEET MANAGEMENT SYSTEM

- Vehicle positioning
- Remote diagnosis
- Remote monitoring
- Maintenance prompt
- Statistical report
- Vehicle management
- Identity recognition (optional)
- Weighing management (optional)



## TABLE OF OPTIONS

Model	Standard configuration	Optional configuration
Safety	Rotary warning lamp	Battery fire suppression system
	Turn signal lamp	Centralized fire suppression system
	Reversing buzzer	Rear axle turning speed limiter
	Visual reversing radar	-
	New safety regulation identity recognition module	-
	Tilt hydraulic circuit lock valve	-
Mast/ attachments	Lift hydraulic circuit lock valve	-
	All around view system	-
	3m mast	4m mast
Comfort	Side shifting fork positioner	Vehicle lifting attachment
	-	Fully free lift mast
	Grammer full suspension seat	Tie rod
	Full hydraulic power steering	Fork sleeve
Tire	UsB charging port	-
	Radio	-
	Electric high-voltage heating and cooling system	-
Others	Rifled durable pneumatic tire	-
	-	-
	Front and rear combination lamps	Automatic lubrication system
	Electric control sliding cab	Weighing system
	Driver's tools	Tire pressure monitoring system
	Telematics control unit	Cab (with rear window heating)
	Dual charging ports	Red/blue LED light bars on left, right, and rear sides
	Constant/variable hydraulic system	The entire machine can be painted in apple green, Caterpillar yellow, or other colors
	Hydraulic circuit oil filter	-
	Wet brake	-
Steering cylinder boot	-	
HELI red paint for the entire machine		

## ATTACHMENT SELECTION



- **Side shifting fork positioner (standard)**  
Fork distance adjustment and side shift capabilities for improved operation efficiency



- **Fork sleeve**  
Efficiently extended forks for larger-profile loads



- **Tie rod**  
Suitable for coiled materials like steel coils and wire rods



- **Boom**  
Secure and efficient goods lifting



- **Pipe and rebar lifting attachment**  
Designed for hoisting and transporting bundles of rebar, steel pipes, and similar materials

# 38-55 t

## G2 SERIES LITHIUM BATTERY COUNTERBALANCE FORKLIFT TRUCK



**ANHUI HELI CO., LTD.**

Add / No.668, FangXing Road, Hefei, China

Fax / +86-551-63639966

Tel / +86-551-63639068(America); 63639258(Europe);  
63639358(Asia); 63662105(Africa & Middle East)



LinkedIn



YouTube



Facebook

*Six decades of innovation, HELI: Crafting excellence with the best in technology*



The HELI 38-55 ton electric forklift is versatile and can be utilized in various environments such as enterprises, stations, ports, docks, and ship holds. It excels in handling overweight and oversized cargo, as well as stacking and transporting certain models of empty containers.

# CHARACTERISTIC

## A MATURE PLATFORM

ENSURING PRODUCT DURABILITY AND RELIABILITY

Over six decades of craftsmanship, HELI continues to forge ahead



Mastering component development, the attention to detail results in high-quality

Standardized platform design with a high degree of generalization

## B STRONG PERFORMANCE

COMPARED TO TRADITIONAL INTERNAL COMBUSTION FORKLIFTS, EXPERIENCE UP TO 40% BETTER PERFORMANCE

Featuring a dedicated heavy-duty forklift high speed ratio drive axle with wet brakes, which are dustproof, waterproof, and maintenance-free; Superior braking performance, meeting the demands of extended heavy-duty operations; Robust axle housing enhancing transportation efficiency and reliability;



- Equipped with a permanent magnet synchronous motor, providing high efficiency, rapid response, low failure rates, and excellent energy savings; Motor and electronic controls are water-cooled to ensure optimal performance.
- The machine has the function of kinetic energy recovery; Excellent hydraulic performance, precise control, and overall vehicle stability and reliability.

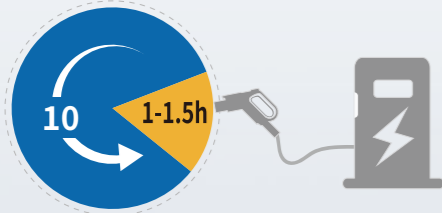


# C

## WORRY-FREE BATTERY LIFE

### COMPATIBLE WITH NEW ENERGY VEHICLE CHARGING STATIONS

Option for a maximum 528kWh lithium battery, based on customer requirements. With dual charging connectors, it takes 1-1.5 hours to fully charge and can operate under normal conditions for approximately 10 hours.

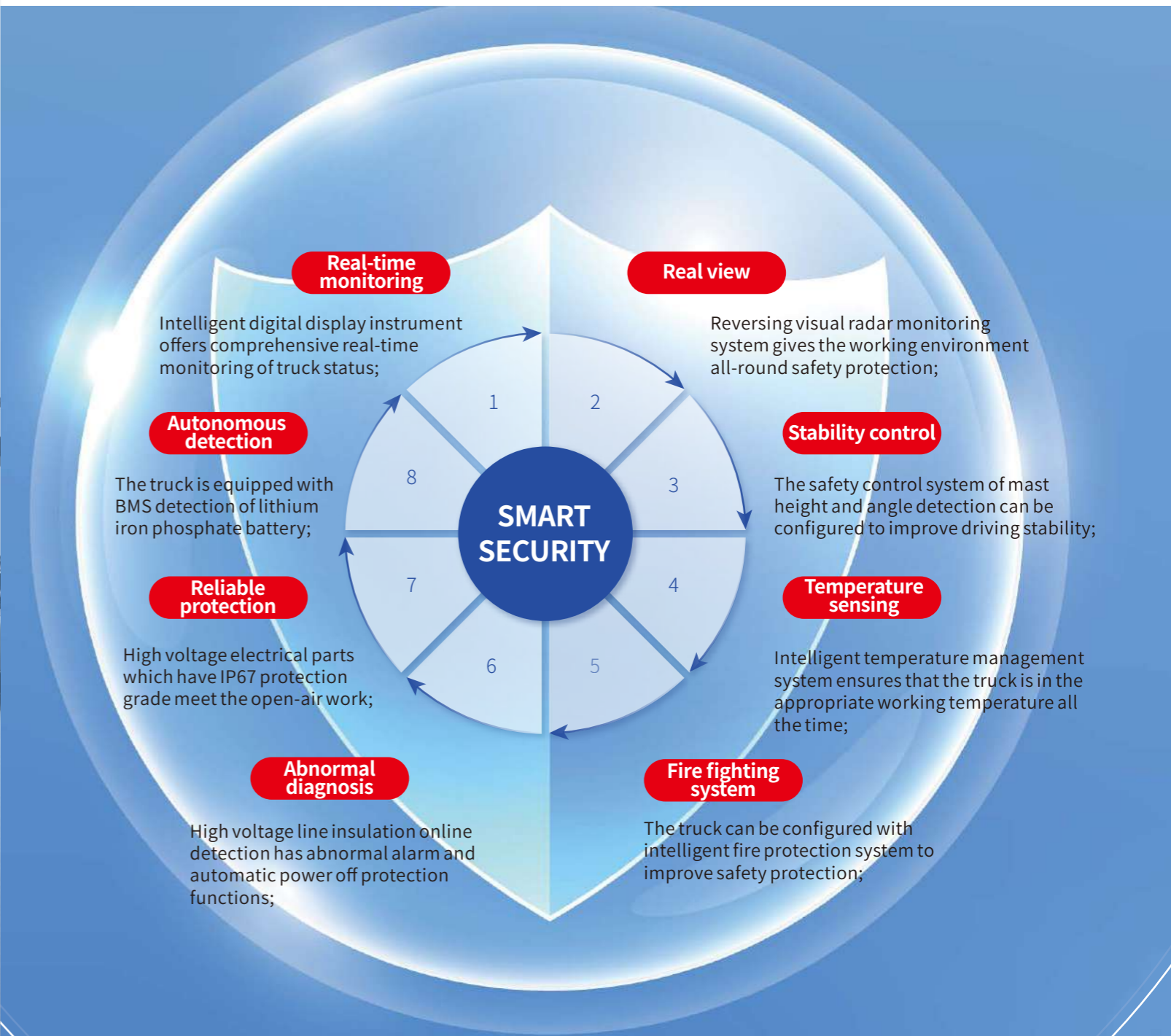


# D

## SMART SAFETY

### EIGHT LAYERS OF PROTECTION

- The high-voltage wiring includes an online insulation monitoring feature, paired with a smart fire suppression system for real-time vehicle status monitoring;
- High-voltage electrical components boast a high protection rating (IP67) and the vehicle is equipped with an smart temperature management system to meet the demands of all-weather outdoor operations.



## E COMFORTABLE AND ECO-FRIENDLY

### DELIVERING A RELAXED DRIVING EXPERIENCE FOR CUSTOMERS

- Vibration mitigation: Fully suspended knitted seats significantly enhance ride comfort.
- Noise reduction: Fully enclosed electric tilting cabin reduces noise transmission.
- Enhanced visibility: Wide-view mast offers excellent operating visibility, with standard rear work lights for nighttime operations.
- User-friendly Interface: Rich instrument display provides comprehensive real-time vehicle status updates, ensuring safe and stable operation.
- Easy steering: Full hydraulic power steering enables light and flexible steering.
- High-pressure electric split-type air conditioner for both heating and cooling, with air ducts in the front and bottom, providing a comfortable environment.
- Mast control: Operated by an aviation handle for easy manipulation.



- Low noise operation: Reduced noise pollution during vehicle operation.
- Zero emissions: Pure electric operation eliminates the use of fossil fuels, achieving "zero emissions."

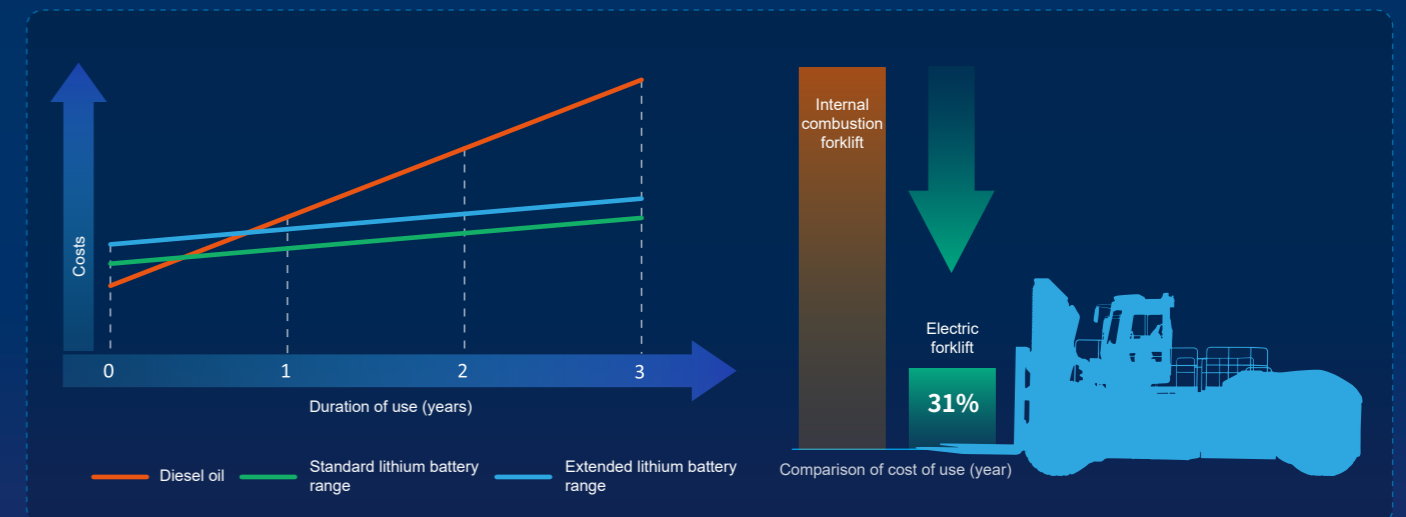
## F CONVENIENT MAINTENANCE

OVERALL OPERATING COSTS ARE ONLY 31% OF THOSE OF INTERNAL COMBUSTION FORKLIFTS

- The cab can slide forward by 450mm, and the rear protective cover can slide open, providing ample maintenance space.
- The new oil tank features a built-in suction oil filter, making filter replacement more convenient.
- The standard battery box integrates HELI's self-manufactured components, with a sealed box and plug-in connectors for safer production, usage, and maintenance.
- HELI's heavy-duty electric forklift battery boxes are standardized, allowing different tonnage models to share the same battery, effectively reducing spare parts and management costs.



- Equipped with kinetic energy regeneration technology that recovers energy and replenishes the battery, further improving system efficiency and vehicle range. The annual comprehensive operating cost of electric forklifts is only 31% of that of internal combustion forklifts.



\*Please note that due to varying working conditions and fluctuations in electricity and oil prices, the data may change. The above information is for reference only.

# TECHNICAL PARAMETERS

## MAIN TECHNICAL PARAMETERS

Performance and shape parameters		CPD380	CPD400	CPD420	CPD460	CPD480	CPD520	CPD550	
1.1	Parameter name								
1.2	Configuration No.	A19LLIG2-12							
1.3	Rated lifting capacity	kg	38000	40000	42000	46000	48000	52000	55000
1.4	Center of load	L1	mm						1200
1.5	Standard lifting height	H3	mm			4000			3000
1.6	Inclination angle of mast (front/rear)	a/β	deg						6/10
1.7	Wheelbase	L2	mm						6000
1.8	Wheel track, front/rear	W1/W2	mm						3090/2840
1.9	Overhang (front/rear)	L3/L4	mm			1270/1160			1300/1160
1.10	Overall width	W	mm						4180
1.11	Overall length (with fork)	L	mm						10900
1.12	Overall height (at cab/mast/maximum working height)	H4/H/H1	mm		4400/4530/6530		4400/4830/6830		4400/4450/5950
1.13	Minimum ground clearance (at mast)	H2	mm						350
1.14	Parking brake, full load/no load	%	15/20			10/20			
1.15	Minimum turning radius	R1/R2	mm						1330/8000
1.16	Fork size	l/e/s	mm		2440*300*135		2440*300*145		2440*300*150
1.17	Fork adjustment range (outside the fork)	W3	mm						1250-2850
1.18	Maximum driving speed, full load/no load	km/h	20/19			20/14			
1.19	Maximum lifting speed, full load/no load	mm/s	270/290						
1.20	Maximum tractive effort, full load	KN	170						
1.21	Gradeability, full load/no load	%	15/20			10/20			
1.22	Dead weight	kg	52800	55400	57500	59500	60200	62500	64800
1.23	Tire	Front wheel specification	XinJiangKunLun, 18.00-25-44PR, KT620C						
1.24		Rear wheel specification	XinJiangKunLun, 18.00-25-44PR, KT620C						
Motor									
2.1	Traction motor	kW	171						
2.2	Main pump motor	kW	160						
2.3	Auxiliary pump motor	kW	72						
Drive axle									
3.1	Braking mode		Wet brake						
Lithium battery									
4.1	Type		Lithium iron phosphate						
4.2	Rated voltage (standard/optional)	V	618.24/656.9						
4.3	Battery capacity (standard/optional)	Kwh	423/528						

## CHARGING STATION

	Recommended: Alpower EVSED160C-2Q	Alpower EVSED300A-2Q	
1	Model of charger	Alpower EVSED300A-2Q	
2	Input voltage (AC)	Three-phase five-wire AC380V(A/B/C+N+PE)	
3	Input voltage frequency	50HZ	
4	Input current (AC)	315A	630A
5	Output voltage (DC)	200-1000V	
6	Output current (DC)	440A	900A
7	Maximum power	160KW	300KW
8	Dual charging connectors	Single connector for half power output, dual connectors for balanced power distribution, and support for simultaneous dual connector charging	
9	Charging port standard	Requirements of GB/T 20234-2015 (other international standards can be selected)	
10	Charging mode	RFID card tapping	
11	Model of upper power supply air switch	315A	630A
12	Enter the cable specification	A/B/C ≥95A, N/PE ≥50A	A/B/C 185-240A, N/PE 95-120A
13	Protection grade	IP54	
14	Working ambient temperature	20°C~+50°C	
15	Storage temperature	-40°C~+70°C	
16	Charging time	Full charge time = (lithium battery required charging capacity/charging current) + 0.2 hours. For example, if a 55t lithium battery has a standard capacity of 618V / 684Ah and the battery capacity is already indicated on the instrument alarm, using a 160kw charger, the full charge time would be approximately 618*684*0.9/160 + 0.2 = 2.6 hours. For example, if a 55t lithium battery has a standard capacity of 618V / 684Ah and the battery capacity is already indicated on the instrument alarm, using a 300kw charger, the full charge time would be approximately 618*684*0.9/300 + 0.2 = 1.47 hours.	

## CPD380-400 BASIC RIGID MAST

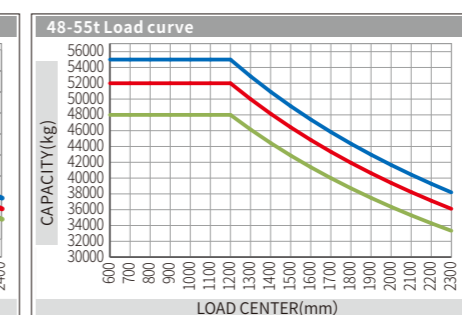
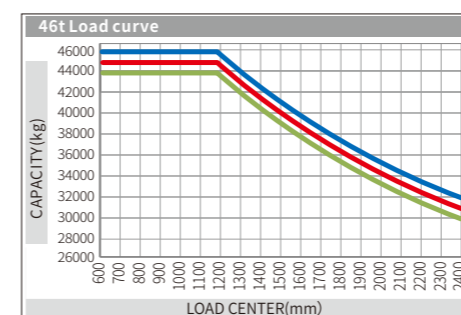
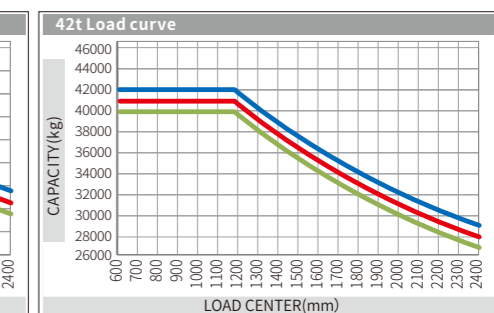
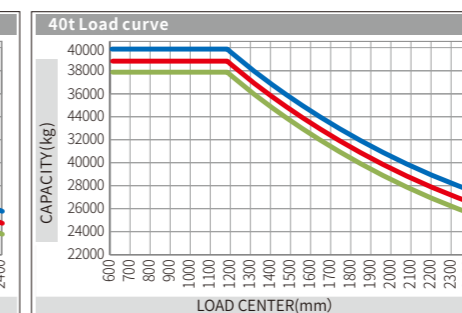
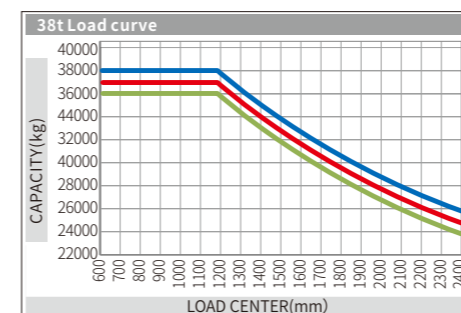
Type of mast	Maximum lifting height (mm)	Mast lowered height (mm)	Maximum mast height (mm)	Tilt angle (front/rear) (°)	Remarks
M400	4000	4530	6530	6/10	Standard
M450	4500	4780	7030	6/10	
M500	5000	5030	7530	6/10	
M550	5500	5280	8030	6/10	
M600	6000	5530	8530	6/10	
M650	6500	5780	9030	6/10	
M700	7000	6030	9530	6/10	
M750	7500	6280	10030	6/10	
M800	8000	6530	10530	6/10	

## CPD420-460 BASIC RIGID MAST

Type of mast	Maximum lifting height (mm)	Mast lowered height (mm)	Maximum mast height (mm)	Tilt angle (front/rear) (°)	Remarks
M400	4000	4830	6830	6/10	Standard
M450	4500	5080	7330	6/10	
M500	5000	5330	7830	6/10	
M550	5500	5580	8330	6/10	
M600	6000	5830	8830	6/10	
M650	6500	6080	9330	6/10	
M700	7000	6330	9830	6/10	
M750	7500	6580	10330	6/10	
M800	8000	6830	10830	6/10	

## CPD480-550 BASIC RIGID MAST

Type of mast	Maximum lifting height (mm)	Mast lowered height (mm)	Maximum mast height (mm)	Tilt angle (front/rear) (°)	Remarks
M300	3000	4500	6000	6/10	Basic
M400	4000	5000	7500	6/10	



— ≤7000 — 7500 — 8000

— 55T — 52T — 48T